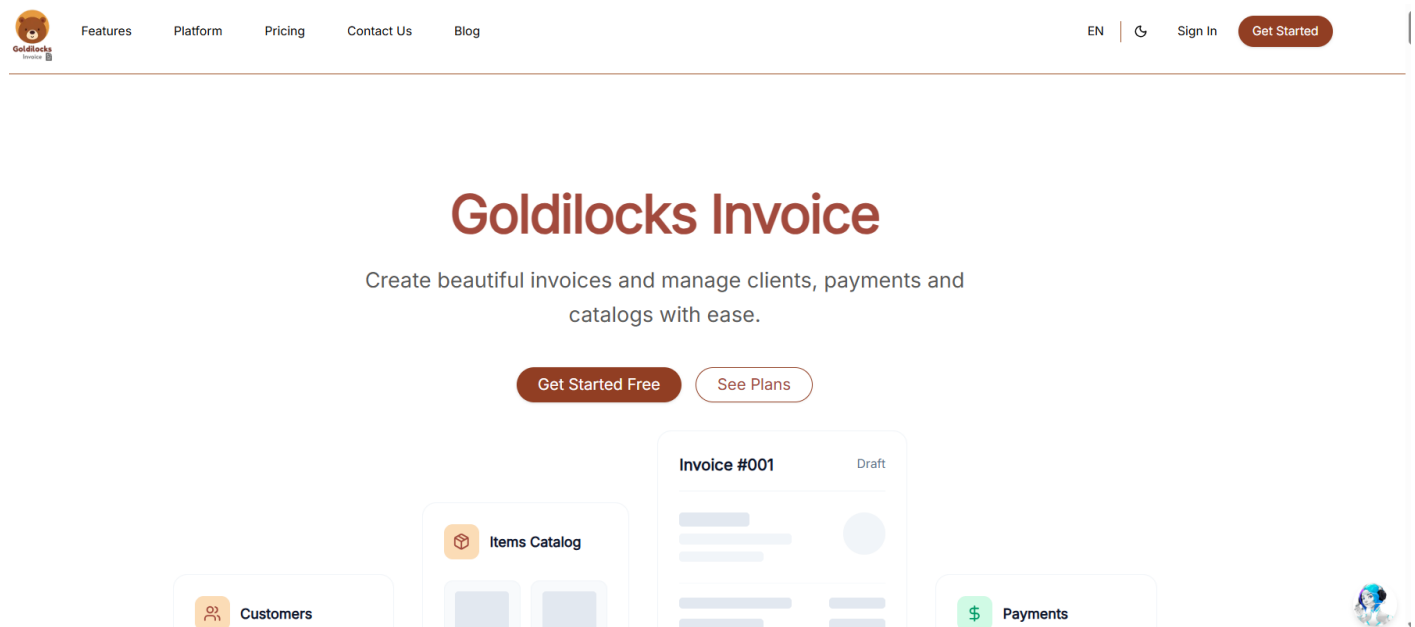


Goldilocks Invoice: Overview and Account Setup

Goldilocks Invoice: Introduction




Goldilocks Invoice is the professional billing and payment management module within the BuildRunKit ecosystem. Designed specifically for founders and growing teams, it provides a "just right" balance of professional features and ease of use, allowing you to manage your revenue without the complexity of traditional accounting software.

Getting Started

Start building today.

One account gives you access to BuildRunKit, CRM, Projects & Invoices — all in one place.



© 2026 BuildRunKit. All rights reserved.

Create your free account.

Already have an account? [Sign in](#)

First name	Last name
<input type="text" value="Jane"/>	<input type="text" value="Doe"/>
Email address	
<input type="text" value="you@example.com"/>	
Password	
<input type="password" value="Create a strong password"/>	
<input type="checkbox"/> I agree to the Terms of Service and Privacy Policy	
<input type="button" value="Create account"/>	
or continue with	
<input type="button" value="Google"/>	<input type="button" value="GitHub"/>

One account for BuildRunKit, Goldilocks CRM, Projects, Invoices and more
[Privacy](#) · [Terms](#)

BuildRunKit is a unified workspace designed to help you plan, build, and run your business. One account gives you full access to the core platform plus the Goldilocks Suite (CRM, Invoices, and Projects).

Creating Your Free Account

To begin, navigate to the registration page. You can create an account using your email or a third-party provider.

Using Email Registration:

1. Name: Enter your First name and Last name in the designated fields.
2. Email Address: Provide your primary work email address.
3. Password: Create a strong, secure password. You can click the eye icon to reveal the text and double-check your typing.
4. Terms & Privacy: Review the Terms of Service and Privacy Policy, then check the box to confirm your agreement.
5. Create Account: Click the blue Create account button to finalize your registration.

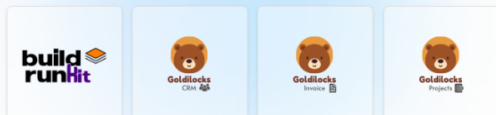
Using Social Authentication: For faster access, you can choose to "continue with" one of the following providers:

- Google
- GitHub

Accessing Your Account

Welcome back.

One account — full access to BuildRunKit, CRM, Projects & Invoices.



Welcome back.

Don't have an account? [Create one for free](#)

Email address

Password

[Forgot password?](#)

Sign in

or continue with

 Google

 GitHub

© 2026 BuildRunKit. All rights reserved.

One account for BuildRunKit, Goldilocks CRM, Projects, Invoices and more
[Privacy](#) · [Terms](#)

Once you have created your account, you can return to BuildRunKit at any time by using the Sign In screen. This grants you full access to the core platform, including the Goldilocks Suite (CRM, Projects, and Invoices).

How to Sign In

1. Email Address: Enter the email address associated with your account in the first field.
2. Password: Enter your secure password.
 - Tip: Click the eye icon on the right side of the password field to temporarily reveal the text and ensure it is typed correctly.
3. Forgot Password?: If you cannot remember your credentials, click the blue "Forgot password?" link just above the Sign In button. A reset link will be sent to your registered email address.
4. Complete Access: Click the blue Sign In button to enter your workspace.

Alternative Login Options

If you registered using a third-party account, you can log in instantly by clicking:

- Google
- GitHub

“ Note: If you are on this page by mistake and need to register, click the "Create one for free" link at the top right of the login box.

Revision #1

Created 2026-05-12 09:52:40 UTC by Bernadette F

Updated 2026-05-12 10:03:26 UTC by Bernadette F